

# Screening Checklist

## First Trimester

WEEK

**First Trimester Ultrasound** 5 - 8

**Determines:** Viable pregnancy, heartbeat, gestational age, molar or ectopic pregnancies, abnormal gestation

**Prenatal Blood Work** 8

**Determines:** Blood type, Rh factor, glucose, iron and hemoglobin levels, rubella immunity, STDs, hepatitis, toxoplasmosis infection

**First Trimester Screening** 11 - 14

**Assesses:** Chance of Down Syndrome and Trisomy 18

## Second Trimester

**Second Trimester Screening** 15 - 20

**Assesses:** Chance of Down Syndrome, Trisomy 18, and neural tube defects

**Second Trimester Ultrasound** 18 - 20

**Determines:** Structural abnormalities, amniotic fluid levels, well-being

**Glucose Screening** 24 - 28

**Determines:** Mother's risk of gestational diabetes

## Third Trimester

**Strep B Test** 35 - 37

**Determines:** Presence of group B strep infection

## Newborn Screenings

**Blood Test** 24-48 hours

**Results:**

**Hearing Screens** 24-48 hours

**Results:**

**Pulse Oximetry Test** 24-48 hours

**Results:**

### My Contacts

#### OB/GYN

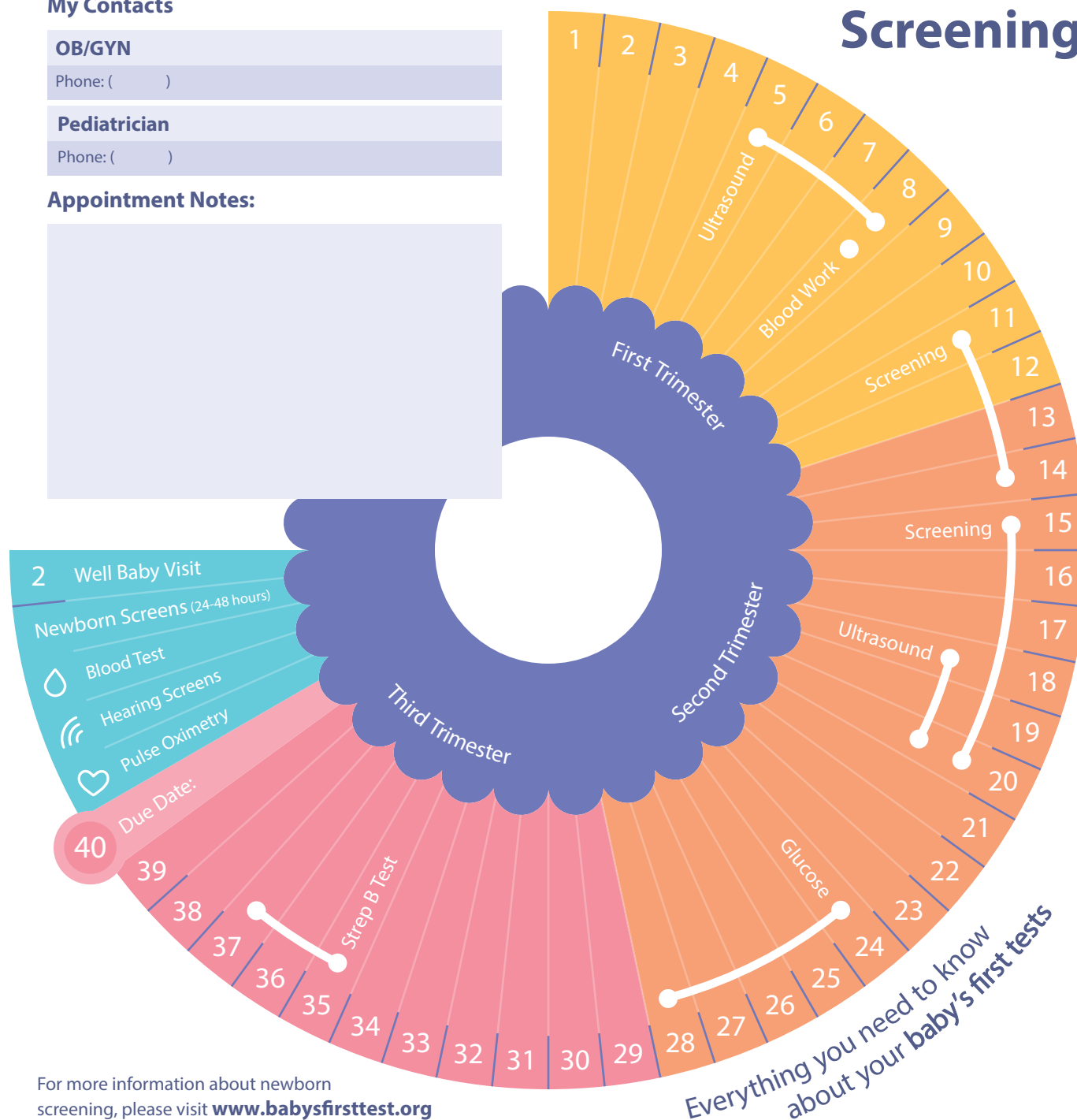
Phone: ( )

#### Pediatrician

Phone: ( )

### Appointment Notes:

# Prenatal & Newborn Screening



For more information about newborn screening, please visit [www.babysfirsttest.org](http://www.babysfirsttest.org)

# About Prenatal & Newborn Screening



**Prenatal Screenings** ensure you and your baby are on track for a healthy pregnancy. They also prepare parents for potential health conditions and treatments before birth.

**Newborn Screening** is a state public health program that tests for serious and treatable conditions. Babies who test positive for treatable conditions are able to start treatment before harmful effects occur.



## Blood Test

A small blood sample is taken from the baby's heel, placed on a newborn screening card, and sent to the state laboratory for analysis.



## Hearing Screens

Determines if the ear and auditory brain stem respond to sound. No response can indicate hearing loss.




## Pulse Oximetry Test


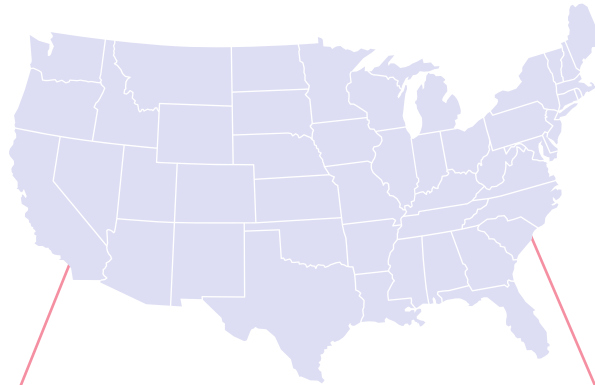
A sensor measures oxygen in the blood and can detect Critical Congenital Heart Disease (CCHD).

## Why is screening so important?

Babies who appear healthy and come from healthy families can still have serious medical conditions. Newborn screening helps health professionals identify and treat conditions before they make a baby sick. Most babies identified at birth are treated early and grow up healthy.




Nearly **4 million babies** are born every year in the United States



Most states screen for **31 out of 35** recommended health conditions


Each year, **12,000 babies** with serious, but treatable conditions grow up **healthy**, thanks to newborn screening



**Every baby** born in the United States can undergo newborn screening.



More than **1 in 300** newborns have a condition detectable through newborn screening



About **1 in 125** newborns have a Congenital Heart Defect



All newborns should be screened between **24-48 hours** after birth



Newborn Screening is one of the **greatest public health achievements** of the 20th century

According to the Centers for Disease Control and Prevention

## One Mother's Perspective

"Newborn screening saved my son's life. Although he appeared perfectly healthy and our family has no history of any disorders, his screening came back positive for a metabolic condition called MCADD. Thanks to the information we gained through his newborn screening, he is a perfectly healthy little boy and we know how to care for him to keep him that way.

I urge all new parents to learn about the life-saving potential of newborn screening and to thank the hospital staff who perform this very important test to ensure the health and safety of your newborn."

- A Grateful Mother in Colorado